


SUPER VAC

Gas Positive Pressure Ventilators

Super Vac is the leader in airflow and compact fan design for gasoline powered PPV's. The heart of these units is the cast aluminum 7 blade airfoil propeller designed specifically for use on PPV fans. Poured in Super Vac's foundry of the toughest aircraft alloys, the blade is the perfect combination of a low noise, high output design. The power comes from your choice of Honda (-H) or Tecumseh (-T) engines. These engines come with a factory approved two year warranty. The rest of the fan is covered by Super Vac's five year warranty. The direct drive system eliminates belts and pulleys for years of trouble free operation. All Super Vac PPV's feature a cart style design with rear mounted pneumatic tires and a flip-up or pull-up full height, full width handle for easy maneuverability. They feature the exclusive Super Vac lever action tilt, with positions of 20°, 10°, 0° and -10° and a locking step brake to make setup lightning fast. The textured chip resistant powder coating is baked on for a finish that is as tough as the rest of the fan. All Super Vac PPV's feature third party verified airflow tested to AMCA 240-96 and can easily be used with other Super Vac fans in the "V" attack configuration.



Tilt Positions of 20°, 10°, 0° and -10° for precise control of air flow.



Super Vac is a factory authorized OEM for both Honda and Tecumseh.



Pneumatic tires mounted on the rear of all PPV's allow fans to easily move over obstacles or up stairs.



Step brakes easily lock or unlock tires in one motion.

18" MODEL 718G4

The 718 is designed to compact dimensions that fit the tightest pumper compartments. They feature the highest horsepower in their class for maximum airflow. Perfect for the department buying their first PPV or outfitting their entire fleet of engines.



24" MODEL 724G4

The 724 features larger engines and higher airflow than other fans. These units are serious work horses to make quick work of ventilating larger occupancies perfect for the department with a mixture of residential and mid-sized commercial structures in their district.



20" MODEL 720G4

The 720 is the perfect combination of small size and high power. They also feature the highest horsepower in their class and the exclusive roll cage frame design. Perfect for the department with a mixture of residential and small commercial structures in their district.



30" MODEL 730G4

Super Vac's 730 is the largest and most powerful, portable PPV available. It is capable of ventilating warehouses, high-rise buildings, and large retail outlets. Perfect for the department with larger commercial and public structures in their response area.



16" SQ. GAS MODEL GP164S

The GP164 is the smallest gasoline powered fan in the industry. The versatile design features the ability to attach duct to the inlet or outlet side of the fan. Used by departments worldwide for many years the GP is a proven performer for departments where size and versatility are paramount.



*MODEL #	H.P.	DEPTH - WIDTH - HEIGHT	WEIGHT	RPM	SET BACK	ANGLE	CFM
718G4-T	6.0	18.75" x 22.00" x 20.75"	79#	3770	8'	18°	15,350
718G4-H	6.5	18.75" x 22.00" x 20.75"	82#	3535	6'	18°	15,590
720G4-T	6.0	18.75" x 24.50" x 24.75"	89#	3385	6'	19°	18,060
720G4-H	6.5	18.75" x 24.50" x 24.75"	92#	3350	6'	19°	18,580
724G4-T	8	21.00" x 25.50" x 28.50"	110#	3245	6'	18°	21,100
724G4-H	9	21.00" x 25.50" x 28.50"	124#	3435	8'	18°	20,920
730G4-H	13	23.50" x 37.00" x 38.75"	163#	3220	10'	9°	26,730
GP164S	4	14.50" x 18.75" x 20.00"	55#	2800	6'	10°	9,250

SUPER VAC

Positive Pressure Ventilators (Electric/Water)

Super Vac is the leader in airflow and compact fan design for Positive Pressure Ventilation. The heart of all these units is the cast aluminum 7 blade airfoil propeller designed specifically for use on PPV fans. Poured in Super Vac's foundry of the toughest aircraft alloys, the blade is the perfect combination of a low noise, high output design. The power comes from your choice of standard, variable speed or hazardous location electric motors, the patented battery powered unit, or the innovative water motor. These motors come with a factory approved two year warranty. The rest of the fan is covered by Super Vac's five year warranty. The direct drive system eliminates belts and pulleys for years of trouble free operation. Super Vac PPV's all feature a cart style design with rear mounted pneumatic tires and a flip-up or pull-up full height, full width handle for easy maneuverability. They feature the exclusive Super Vac lever action tilt, with positions of 20°, 10°, 0° and -10° and a locking step brake to make setup lightning fast. The textured chip resistant powder coating is baked on for a finish that is as tough as the rest of the fan. All Super Vac PPV's feature third party verified airflow tested to AMCA 240-96 and can easily be used with other Super Vac fans in the "V" attack configuration.



Electric, battery, and water powered fans allow clean air positive pressure ventilation with no engine noise.



Super Vac models have handles that easily flip or pull up to a comfortable height. No stooping!

718VSC VARIABLE SPEED

The variable speed (VS2) motor option provides precise control of the air movement and up to 30% more air flow than single speed electric PPV's. Full digital control of fan speed with a reversing function make these units highly versatile.



Note: Note for use on GFI (ground fault) circuits.

BATTERY POWERED PPV MODEL 718b bat.fan/bat.pac28

The 718b bat.fan is the perfect solution for multiple use PPV. It combines fast, no-generator setup and high airflow with a zero emission airstream. The unit can run 20 minutes on a single bat.pac28, or the bat.pac's can be daisy chained to extend operation. The bat.pac28 is included and is compatible with other Super Vac bat.fans.



U.S. Patent #5941314

18" MODEL 718E2

The 718 is designed to compact dimensions that fit the tightest pumper compartments. Options include variable speed, hazardous location, and standard duty electric motors. Perfect for the department buying their first electric PPV or outfitting their entire fleet of engines.



20" MODEL 720 E2

The 720 is the perfect combination of size and power. They also feature the exclusive roll cage frame design and are available with hazardous location, standard duty or variable speed electric motors. Perfect for the department with a mixture of residential and small commercial structures in their district.



WATER POWERED MODEL 724WT

The 724WT is a powerful water driven fan for use in extreme conditions. Powered by a POK12HP water motor, the unit is perfect for districts that include large commercial operations that may require the ventilation of hazardous atmospheres.



24" MODEL 724E2

The 724 is much lighter and easier to handle than the same sized gasoline powered PPV's. Options include standard duty, hazardous location, and variable speed electric motors. Perfect for the department with a mixture of residential and mid-sized commercial structures in their district.



*MODEL #	MOTOR	DEPTH - WIDTH - HEIGHT	WEIGHT	RPM	SET BACK	ANGLE	CFM
718E2	1Hp Std	18.75" x 22" x 20.75"	83#	1750	6'	18°	8,140
718EXP	1Hp Haz	18.75" x 22" x 20.75"	92#	1750	6'	18°	8,140
718VS2	1Hp Var	18.75" x 22" x 20.75"	85#	2400	6'	18°	11,160
720E2	1Hp Std	18.75" x 24.50" x 24.50"	93#	1750	6'	18°	10,190
720EXP	1Hp Haz	18.75" x 24.50" x 24.50"	102#	1750	6'	18°	10,190
720VS2	1Hp Var	18.75" x 24.50" x 24.50"	95#	2200	6'	18°	14,060
724E2	1Hp Std	21" x 25.50" x 28.50"	105#	1750	6'	18°	13,320
724EXP	1Hp Haz	21" x 25.50" x 28.50"	116#	1750	6'	18°	13,320
724VS2	1Hp Var	21" x 25.50" x 28.50"	109#	2100	6'	18°	15,980
718b	1Hp DC	18.75" x 22.00" x 20.75"	60#	2400	6'	18°	11,140
724WT	12Hp W	21" x 25.50" x 28.50"	88#	3400	8'	18°	22,470

SUPER VAC

Electric Smoke Ejectors

Smoke ejectors come complete with all of the features that make Super Vac the most respected name in emergency ventilation. The heart of these units is the patented, cast aluminum, 4 blade, recurve propeller designed specifically for smoke ejection. Poured in Super Vac's foundry of the toughest aircraft alloys, the blade is the perfect combination of a low noise, high output design. The power comes from your choice of totally enclosed (S) or hazardous location (SE or E) electric motors. All motors come with a factory approved two year warranty and will run on 110 or 220 Volts. The rest of the fan is covered by Super Vac's five year warranty. The Super Vac smoke ejector is a proven performer in the toughest situation. All Super Vac smoke ejectors feature a square construction for strength and stability. With handles on every corner, these units are easy to handle and can be stacked or hung using Super Vac accessories. These units are designed to accept spiral or "L" ducting with Super Vac adapters. The textured, chip resistant powder coating is baked on for a finish that is as tough as the rest of the fan. All Super Vac ejectors feature third party verified shroud airflow tested to AMCA (Air Movement and Control Association) Standard 210-99. For the ultimate in spark resistant construction, units with a hazardous location motor and optional aluminum housing are classified Type A (highest degree of spark resistance) by AMCA 99-0401.



The handle of the Super Vac smoke ejector is integral to the fan housing for durability and ease of use.

The patented Super Vac blade is specifically designed to provide a tight, spiraled air flow for optimal ventilation.

12" MODEL P124 ELECTRIC

The P124 is designed for high powered air movement in a compact sized fan. Turning at 3450 rpm, the fan is small but mighty. Perfect for the department that wants to eject smoke and have a small unit for confined space ventilation.



24" MODEL P244 ELECTRIC

The P244 is the largest smoke ejector available. This fan will quickly ventilate larger buildings and residences. Perfect for the department that has a mix of residential and mid-sized commercial buildings in their response area.



Note: Requires a 20 amp circuit to start and run.

16" MODEL P164 ELECTRIC

The P164 is the most popular unit in the fire/rescue service. It is the perfect combination of high airflow and easy to handle size. Perfect for the department that wants a great, all-around fan.



16" HIGH SPEED HF164

The HF164 is the most powerful 16" fan in the industry. It can easily be used for both negative and positive pressure ventilation. Running at 3500 rpm, it has the power to force or pull air deep into a structure or underground vault. Perfect for the department that wants a powerful fan for negative, positive pressure, or large confined space ventilation.



Note: Requires a 20 amp circuit to start and run.

20" MODEL P200 ELECTRIC

The P200 is capable of bigger ventilation tasks and higher airflows. Its 1 horsepower motor is the largest available that will run off the standard 15 amp household circuit. Perfect for the department that has a mix of residential and commercial buildings in their jurisdiction.



MODEL 164b BATTERY POWER

The P164b combines the zero emission airstream of a smoke ejector, with the fast, no-generator setup of a gas fan. The unit can run 60 minutes on a single bat.pac28 or the bat.pacs can be daisy chained to extend operation. The bat.pac28 is included and is compatible with other SuperVac bat.fans.



Combined with the tilt frame, the HF164 becomes the most versatile ventilation system in the industry.



MODEL #	*MOTOR	H.P.	START <WATTS>	RUN	HEIGHT - WIDTH - DEPTH	WT.	SHROUD <C.F.M.>	VENTURI
P124S	TEAO	1/2	2000	800	15.5" x 15" x 13"	40#	2750	3700
P124SE	HAZ	1/2	2000	800	15.5" x 15" x 13"	42#	2750	3700
P164S	TEAO	1/3	2000	700	19.25" x 18.75" x 13"	44#	3200	5200
P164SE	HAZ	1/3	2000	700	19.25" x 18.75" x 13"	49#	3200	5200
P200S	TEAO	1	4000	1500	25.5" x 24.75" x 16.25"	85#	6700	9500
P200SE	HAZ	1	4000	1500	25.5" x 24.75" x 16.25"	93#	6700	9500
P244S	TEAO	1-1/2	6000	2100	28.5" x 28" x 18.75"	110#	8600	10800
P244SE	HAZ	1-1/2	6000	2100	28.5" x 28" x 18.75"	115#	8600	10800
P164b	TEAO	1	-	-	13" x 18.75" x 19.25"	35#	3200	5400
HF164	TEAO	1-1/2	6000	2100	19.5" x 18.75" x 16"	44#	4950	9620
HF164E	HAZ	1-1/2	6000	2100	19.5" x 18.75" x 16"	49#	4950	9620

* Motor Information: TEAO Totally Enclosed Air Over Motor
 HAZ Explosion Proof Motor Frame Construction
 MOTOR Also Available with 230/460 Volt, 3 Phase Motor

NOTE: Hazardous Location Motors are U.L. Rated, but not the Entire, Fan Assembly.

SUPER VAC

Environmental Control Products

Super Vac offers a number of products that help you control your environment. Many times emergency personnel are faced with blowing snow, driving rain, or blazing sun. These products can help lessen the effect the environment has on you and your patients. All of these products are built with the same attention to detail and quality that has become the Super Vac trademark. The Rapid Tent is sewn to exacting Super Vac requirements by seamstress's with years of experience in making high quality fabric tents. It (or other shelters and tents) is the perfect way to catch the heat generated by the HEATPAC25. The Heatpac25 can also be used by itself to warm trapped patients waiting for extrication and as a rehab tool for firefighting in frigid conditions.

AIRPAC 25

Super Vac's AirPac25 is the perfect cost effective solution to confined space ventilation challenges. The fan and duct canister interlock to form a system that is lightweight and durable. The system comes complete with 25 feet of 8-inch duct. Perfect for the confined space rescue team, this unit can get air to people in trouble while your team is setting up for entry.



MISTER FAN F164M

The F164M produces a cooling mist that reduces air temperature through evaporation. While using less than two gallons of water per hour, this fan creates a refreshing stream of air for personnel rehab in hot environments. Perfect for increasing firefighter comfort and reducing the effects of heat stress during extended summertime operations. This unit features an aluminum housing and a FGI plug for use in wetter situations.



AIRPAC 25b

The AirPac25b is the ultimate in quick setup for confined space ventilation. The unit can run 120 minutes on a single bat.pac28 and comes complete with interlocking duct canister and 25 feet of 8-inch duct. The bat.pac28 is included and is compatible with other Super Vac bat.fans. Perfect for the confined space rescue team that provides air without waiting for a generator to be setup.



Super Vac's AirPac series of ventilators are perfect for your confined space ventilation requirements. Built of rugged polyethylene material, they are lightweight yet extremely durable. These fans are supplied with 25' of ducting to get the air deep into a confined space or they can be used with "L" duct. These fans all come standard with 110 VAC motors and can be special ordered with 220 VAC motors. The Mister fan is the ideal solution for firefighter rehab during extended summertime calls. By adding a small amount of mist to the airstream, ambient temperatures can be lowered by a significant amount. This greatly reduces the time spent by firefighters in the rehab sector.



HEATPAC 25

The Heatpac will provide over 55,000 BTU's of heat for over 10 hours when connected to a standard propane tank. This can heat air at a temperature rise of 80° over ambient and a flow of 500 cfm. When not being used to warm trapped patients or freezing firefighters, the fan and duct can be used for confined space ventilation without the heater. Perfect for the department that wants to provide their customers with the utmost in comfort during difficult situations.



RAPIDTENT

The Rapid Tent provides a spacious 100 square feet of unobstructed floor space with over 7 feet of headroom, yet can be deployed in under one minute. These units can be combined with one another to double the floor space and can be provided with an optional rear door. The ground flaps provide stability, while the open floor design makes them perfect to set over a wrecked car or for easy clean up after Haz-Mat situations. Perfect for Haz-Mat or Dive Teams in northern latitudes, and to provide quick shelter for Command Staff during an extended incident. Shown above fully set up with Heatpac25.



MODEL #	START <WATTS>	RUN	REQUIRMENTS	DEPTH - WIDTH - HEIGHT	WT.	OUTPUT
F164M	2000	700	2 gph, water	13" x 18.75" x 19.75"	41#	3200 Shroud
HeatPac 25	2000	700	2 lbs./hour, Propane	13.5" x 33' x 15.25"	50#	80° Temp Rise @ 500 CFM
AirPac25	2000	700	-	41" x 14" x 16"	37#	1117 CFM
AirPac25b	-	-	batpac.28	41" x 14" x 16"	37#	860 CFM
				18" x 8" x 18"	52#	

SUPER VAC Accessories

SPIRAL DUCT

This is the highest quality duct made with heavy duty wear strips and two-ply construction complete with storage bag and ideal for moving large quantities of air into hard to reach places. Available with an adapter as shown (AD). Extension pieces also available without adapter (BC1).

MODEL #	DIAMETER	EXTENDED LENGTH
12 x 20 ADwBag	12"	20 ft.
16 x 20 ADwBag	16"	20 ft.
20 x 20 ADwBag	20"	20 ft.
24 x 20 ADwBag	24"	20 ft.
12 x 20 BC1wBag	16"	20 ft.
16 x 20 BC1wBag	12"	20 ft.
20 x 20 BC1wBag	20"	20 ft.
24 x 20 BC1wBag	24"	20 ft.



Duct also available in 10 foot lengths

These sizes are available with an adapter (ready to be connected to the fan) or without adapter to be used to go beyond the first length of Duct and Fan.

Note: Maximum 40' per fan on exhaust side. Maximum 20' Recommend on intake side. All flexible duct is constructed of heavy duty cotton neoprene coated fabric which can be retracted to approximately 1/7 of its fully extended length.

TRANSLUCENT "L" DUCT

The "L" Duct is an extremely useful duct that is held open by air pressure from the fan. It folds up to take very little space when not in use. Once deployed, men and equipment can pass by easily in cramped spaces by simply collapsing the duct. Light is able to pass through the reinforced translucent vinyl. "L"-Duct may only be used on discharge side of fan.



MODEL #	DIAMETER	HOR. LEG	VERT. LEG
LD12-3x8	12"	3 ft.	8 ft.
LD16-3x8	16"	3 ft.	8ft.
LD Special	Any	Max 25 ft.	Max 20 ft.

SMOKE EJECTOR RUNNING BOARD MOUNTS

These mounts allow you to carry your Super Vac on the running board of your vehicle, for fast removal at the scene. They provide a secure, positive hold for the protection of your equipment and personnel.



TILT FRAME 12" & 16" VENTILATORS

This bracket easily retrofits onto an existing 12" or 16" Super Vac smoke ejector. It allows for quick setup and the tilting of the smoke ejector in any direction.



THE "SADDLE BRACKET"

"The Saddle" is a combination door hanger and coupling bracket made of lightweight and durable cast aluminum. Also, by using two Saddle to couple and stack three 16" Super Vac Smoke Ejectors – stabilizing them with leg bracket – you can create positive pressure ventilation.



Below shows "The Saddle" stacking three ventilators.

THE LEG BRACKETS

The leg brackets allow the tilting and stacking of two or three 16" smoke ejectors. Made of cast aluminum.

Leg Brackets and Saddles can be used together to stack two or three fans high.



DIGITAL TINY TACK TAC & HR. METER

The unit will accurately read R.P.M. while the gasoline engine is running, and read total hours when the engine is off. Great for setting up and maintaining a preventive maintenance program for your gasoline engine.



GAS PPV RUNNING BOARD MOUNTS

These mounts provide a secure hold for the protection of your equipment and personnel. Please specify fan model number when ordering.



SUPER VAC Accessories

THE DOOR BAR

Our Door Bar allows you to hang a Super Vac with hangers, in any doorway at the height you choose. It weighs only thirteen pounds, it's extremely easy to install, and it releases instantly with a handy trigger.



Photos shown with Door Bar and Hanger combinations.

THE HANGER

These hangers allow you to put your Super Vac almost anywhere; on doors, ladders, windows, casements, archways, etc. Used in conjunction with the Door Bar, they permit placing at any height.



THE BATTERY POWER SOURCE *bat.pac28*

The bat.pac28 battery power source runs the 718GH4b, P164b electric ventilator and the Airpac 25b. Fully charged in 8 h. from 110 Vac battery charger included with every new bat.pac28.



EXHAUST HOSE EXTENSION FOR PPV GAS BLOWERS

The Super Vac Exhaust Extension has been specifically designed to get a majority of the exhaust emissions of the gasoline engine away from the intake of a PPV fan by taking the emissions out of the airstream. The Swivel provides a positive.



FAN COVERS

Protect the new Super Vac (or dress up the old smoke ejector on that new pumper) with a Vinyl Fan Cover. Available in Red or Yellow vinyl. When ordering please specify the Super Vac smoke ejector Model # and cover color.



THE FAMOUS SUPER VAC SMOKE VENTILATION TRAINING MANUAL

Super Vac Fans are the only ventilation products on the market that are designed by firefighters for use by firefighters. There are three former chiefs (including the president), four fire training instructors, and seven active volunteers currently working at Super Vac. The experience and knowledge of fire ground operations is designed into each of our products to make your ventilation tasks quick and efficient. The Training Manual comes complete with Chapters on Ventilation Theory, Negative Pressure Ventilation, Positive Pressure Ventilation, Special Situations (High Rise Buildings, Heavier than Air Gases, Confined Space Ventilation, etc.) and General Use Instructions. It is designed to help your department understand how ventilation can best work in emergency situations and to help you set up training scenarios that teach proper ventilation concepts. With over 50 years experience supplying quality products to the fire and rescue market, we pack real world knowledge of emergency ventilation into every page.



As with any ventilation product, the best way to decide if a Super Vac can benefit your department is to see one in action. If you would like a demonstration call your local Super Vac dealer and ask them to show you the new Super Vac Ventilation Products.



Super Vac fans are warranted for 5 years from date of purchase. Electric motors and gasoline engines have separate manufacturers warranty.

SUPER VACUUM MANUFACTURING CO., INC. Reserves the Right to make changes in specifications without notice.

SUPER VAC
THE VENTILATION SPECIALISTS

Positive Pressure Blower

Series PGB - Gasoline Engine Powered



A Division of Leader Fan Industries Limited



Leader Fan Industries certifies that the Positive Pressure Ventilators shown on this page are licensed to bear the AMCA seal. The ratings shown are based on tests & procedures performed in accordance with AMCA Publication 211 and comply with the requirements of the AMCA Certified Rating Program.

SPECIFICATIONS

MODEL NO.	CFM @ FREE AIR	TILT ANGLE	SETBACK	HP	RPM	WEIGHT	DIMENSIONS
PGB21-4	17321	20°	60"	5.5	3272	88 lbs.	27 H x 26.25 W x 21.25 D
PGB24-4	19555	20°	72"	5.5	3347	95 lbs.	31 H x 28.5 W x 21.5 D
PGB24-6	20478	20°	84"	6.5	2901	98 lbs.	31 H x 28.5 W x 21.5 D

Performance ratings include the effects of an inlet and an outlet guard in the airstream.

	HONDA ENGINE	TECUMSEH ENDURO ENGINE
Power Output Standard	5.5 + 6.5 HP @ 3600	5.5 HP @ 3600
Power Output Oil Alert	5.5 + 6.5 HP @ 3600	5.5 HP @ 3600
Ignition System	Transistorized	Solid State
Carburetor	Gravity Float	Gravity Float
Valves	Overhead	Overhead
Fuel Tank Capacity	3.6 L. / .95 US gal.	2.84 L. / .75 US gal.
Oil Capacity	0.6 L. / .53 US qt.	0.62 L. / .55 US qt.
Oil Alert	Optional	Optional
Model #5.5 HP	GX160	OHH55
Model #6.5 HP	GX200	N/A

STANDARD FEATURES – GAS AND ELECTRIC

All models are equipped with 8" pneumatic tires mounted on steel wheels with ball bearing hubs and a full width axle.



The telescoping easy grip extra wide "T" handle is fire fighter friendly and is standard on all models. Fold-down handle on 18" Low Profile Ventilator.



A unique tilt and lock device allows the blower (the frame stays firm) to be angled 20° up or down with infinite positions in between.



Steel fan shroud, 1" tubular frame, red Powder Coat Finish and Polypropylene propeller are standard. Ease of transportation is a major advantage of the blower. If the terrain is too rough to negotiate there are two lift points (one on each side) which allow the blower to be easily carried by 2 persons. These lift points are also of great assistance in returning the unit to its storage compartment.



Low Profile Positive Pressure Ventilator

The Fantraxx 18" Low Profile Positive Pressure Ventilator has been designed to fit in tight compartments and small spaces without sacrificing performance or features. The new compact design still gives you all the standard features common to the rest of the Fantraxx line-up. Standard features include: Fold down "T" handle. 8" pneumatic tires with full width axle. A "tilt and lock" device that allows the unit to be angle 20 degrees up or down with infinite positions in between. Sturdy and light weight 1 inch wrap around frame.

The 18" Low Profile Positive Pressure Ventilator is available with 5.5 hp Honda Engines, (Standard or Oil Alert). Electric or Explosion Proof Motors are available. See following page for details. Specifications and available accessories listed below.



A Division of Leader Fan Industries Limited



Leader Fan Industries certifies that the Positive Pressure Ventilators shown on this page are licensed to bear the AMCA seal. The ratings shown are based on tests & procedures performed in accordance with AMCA Publication 211 and comply with the requirements of the AMCA Certified Rating Program.



MODEL	FAN BLADE SIZE	CFM @ FREE AIR	SETBACK	TILT ANGLE	ENGINE/MOTOR	FAN RPM	WEIGHT	DIMENSIONS
PGB18-4	18"	16447	72"	20°	5.5 hp Honda Model #GX160	3440	80 lbs.	21-1/4" High x 21" Wide x 20" Deep

Performance ratings include the effects of an inlet and an outlet guard in the airstream.

Accessories: (All sizes)

DIGITAL TACHOMETER / HOURMETER

Measures RPM and displays total run hours. (Gasoline engine only).



EXHAUST EXTENTION

A clip-on extension made from a special heat resistant rubber compound. Contaminants are exhausted away from the airstream. Available in 10 ft. lengths. Illustrated to right. (Gasoline engine only).



Positive Pressure Blower / Ventilation

Positive Pressure Blower

SERIES PEB - ELECTRIC MOTOR

The series PEB Positive Pressure Ventilator is built on the same frame and has the same standard features as the gasoline engine driven ventilators. The series PEB features 115/230v, TEFC motors with 6 ft. cords. These units are essential in applications where it is critical that no carbon monoxide and other exhaust contaminants be introduced into buildings or enclosures. The series PEB Positive Pressure Ventilator runs at sound levels that are considerably quieter than their gasoline engine powered counterparts. Explosion proof motors also available. Consult factory.



A Division of Leader Fan Industries Limited



Leader Fan Industries certifies that the Positive Pressure Ventilators shown on this page are licensed to bear the AMCA seal. The ratings shown are based on tests & procedures performed in accordance with AMCA Publication 211 and comply with the requirements of the AMCA Certified Rating Program.

MODEL NO.	CFM@ FREE AIR	SETBACK	TILT ANGLE	MOTOR HP	RPM	VOLTAGE*	AMPERAGE 115 VOLTS	LEESON MOTOR MODEL NO.	DIMENSIONS	WEIGHT	SOUND LEVEL
PEB18-1	9440	60"	20°	1	1753	115/230v	14 amps	M6C17FB10H	21-1/4 H x 21 W x 20 D	76 lbs.	65 dba
PEB21-1	12803	84"	20°	1.5	1750	115/230v	17.2 amps	M6K17FB3H	27 H x 26.25 W x 21.25 D	92 lbs.	67 dba
PEB24-1	15875	72"	20°	2	1755	115/230v	18.4 amps	P145K17FB22H	31 H x 28.5 W x 21.5 D	105 lbs.	68 dba

*Special Voltages (including 50 Hz) are available - Consult factory.

Performance ratings include the effects of an inlet and an outlet guard in the airstream. The AMCA Certified Ratings Seal applies to air performance ratings only.

Positive Pressure Ventilation

The Positive Pressure Blower is a high volume fan used to pressurize a burning structure in order to force the smoke out. Positive Pressure Blowers are portable, gasoline powered fans, most of which utilize a 5.5 horsepower engine. The theory of positive pressure ventilation is based on the principal of even pressure distribution. Once a structure is pressurized, air and smoke can be forced out through any opening (similar to air escaping from an inflated balloon).

Electric smoke ejectors (negative pressure ventilation) can be used for smoke removal but this has proven to be inferior to positive pressure ventilation.

WHAT MAKES POSITIVE PRESSURE VENTILATION SUPERIOR TO NEGATIVE PRESSURE?


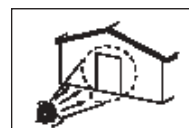
- The risk of injury from the engaged structure is reduced while placing the fan in operation.
- Positive Pressure ventilation is faster to set-up and requires fewer personnel.
- The Positive Pressure Blower has a self contained power source, while electric fans require cords and adaptors.
- Smoke and heat is removed from all levels of the structure unlike negative pressure which can result in localized extraction.
- Quicker results. After initial knockdown, positive pressure ventilation can be initiated and will show immediate improvements in the interior conditions.
- It allows replacement of contaminants with vital cooler, cleaner air - especially in sealed or windowless buildings. It's also very effective in large and compartmentalized buildings, warehouses, schools, etc.
- Quick results allow firefighters faster entry due to lower heat levels and improved visibility.

FAN PLACEMENT

The optimum placement distance on most 6'6" doors is about five to six feet away. If placement is too close, the seal won't be achieved. If placement is too far away, the cone of air will be hitting well outside the opening.

CRITERIA FOR EFFECTIVE USE:

- The cone of air must cover the intake opening. The fan must be placed the correct distance from the structure such that the cone of air forms a seal around the opening.
- The size and location of the discharge is important. The discharge, if at all possible should be as high and far away from the intake as is practical. The discharge size should be between 3/4 to 1 1/2 times the intake. This may not always be possible as the fire may have already dictated discharge locations and sizes, but whenever there is a choice, conform to the above criteria.
- It is important to control the air flow between the intake and discharge. Positive pressure ventilation can move air long distances if proper control is maintained by opening and closing doors, windows, etc. It is important that firefighters understand not to open the structure too much, ie: breaking windows, etc.



Smoke Ejectors and Accessories

Fantraxx Smoke Ejectors have been designed to meet fire service needs. These units are available in various configurations and sizes to satisfy almost any application. Fantraxx Smoke Ejectors produce high volumes of air in compact and efficient designs. Sizes range from 12" up to 24" blade diameters. Totally Enclosed and Explosion Proof motors range in size from 1/3 hp to 1 1/2 hp. Entire fan assemblies are CSA Certified and UL Listed as shown below. All other units use approved parts.

All Fantraxx Smoke Ejectors are finished in a tough powder coat finish with cadmium plated safety guards. All motors are ball bearing and require no maintenance. Voltages other than listed below (including 50 hz) are available. Consult Factory All units are equipped with 6 feet of cord with a plug (Explosion Proof units are minus plug). Available accessories include hanger bars and hooks, collar adapters, flexible hoses, hose connectors and misting adapter kits.



A Division of Leader Fan Industries Limited



MODEL NO.	CSA / UL APPROVED	MOTOR ENCLOSURE	HP	RPM	VOLTAGE	FULL LOAD AMPS 115 V	† STARTING AMPS 115 V	CFM	WEIGHT	DIMENSIONS
U12-1	CSA / UL	Totally Enclosed	1/3	1725	115	5.4	18.4	1620	40 lbs.	16" D x 14 ⁵ / ₈ " W x 14 ⁵ / ₈ " H
U12-4	CSA	Explosion Proof	1/3	1725	115	5.4	18.4	1620	45 lbs.	16" D x 14 ⁵ / ₈ " W x 14 ⁵ / ₈ " H
U16-1	CSA / UL	Totally Enclosed	1/3	1725	115	5.4	18.4	3151	49 lbs.	14 ³ / ₈ " D x 18 ³ / ₄ " W x 18 ³ / ₄ " H
U16-1HD	-	Totally Enclosed	1/2	1725	115 / 230	8.8	27.6	3740	64 lbs.	16 ¹ / ₂ " D x 18 ³ / ₄ " W x 18 ³ / ₄ " H
U16-4	CSA	Explosion Proof	1/3	1725	115	5.4	18.4	3151	54 lbs.	14 ³ / ₄ " D x 18 ³ / ₄ " W x 18 ³ / ₄ " H
U16-4A*	UL	Explosion Proof	1/3	1725	115	5.4	18.4	3151	50 lbs.	14 ³ / ₈ " D x 18 ³ / ₄ " W x 18 ³ / ₄ " H
U16-4HD	-	Explosion Proof	1/2	1725	115 / 230	8.0	27.6	3740	83 lbs.	16 ¹ / ₂ " D x 18 ³ / ₄ " W x 18 ³ / ₄ " H
U18-1	CSA / UL	Totally Enclosed	1/3	1725	115	5.4	18.4	3700	52 lbs.	14 ³ / ₈ " D x 21" W x 21" H
U18-1HD	-	Totally Enclosed	3/4	1725	115 / 230	11.0	41.5	5170	78 lbs.	16 ¹ / ₂ " D x 21" W x 21" H
U18-4	CSA	Explosion Proof	1/3	1725	115	5.4	18.4	3700	57 lbs.	14 ³ / ₈ " D x 21" W x 21" H
U18-4A*	UL	Explosion Proof	1/3	1725	115	5.4	18.4	3700	52 lbs.	14 ³ / ₈ " D x 21" W x 21" H
U18-4HD	-	Explosion Proof	3/4	1725	115 / 230	10.8	41.5	5170	96 lbs.	16 ¹ / ₂ " D x 21" W x 21" H
U20-1HD	-	Totally Enclosed	1	1725	115 / 230	13.4	55.3	6850	98 lbs.	17" D x 24 ¹ / ₂ " W x 24 ¹ / ₂ " H
U20-4HD	-	Explosion Proof	1	1725	115 / 230	12.8	55.3	6850	118 lbs.	17" D x 24 ¹ / ₂ " W x 24 ¹ / ₂ " H
U24-1HD	-	Totally Enclosed	1.5	1725	115 / 230	15.2	69.8	9280	112 lbs.	17" D x 27 ¹ / ₂ " W x 27 ¹ / ₂ " H
U24-4HD	-	Explosion Proof	1.5	1725	115 / 230	16.2	69.8	9280	134 lbs.	17" D x 27 ¹ / ₂ " W x 27 ¹ / ₂ " H

* Aluminum housing.

† Approximate only.

Smoke Ejector Accessories

The **Misting Adapter Kit** directs a fine water vapour mist into the discharge of a Smoke Ejector. this mist is evaporated into the air blowing from the fan reducing ambient air temperatures as much as 10-20 degrees fahrenheit, depending on temperature and humidity. Perfect for spot cooling in hot environments. The **Misting Adapter Kit** quickly attaches to a Smoke Ejector with spring clips. The **Misting Adapter Kit** connects to a standard $\frac{3}{4}$ " garden hose and uses less than 2 gallons of water per hour.



A Division of Leader Fan Industries Limited

Misting Adapter Kit

MODEL NO.	FOR FAN SIZE
MAK12	U12
MAK16	U16
MAK18	U18
MAK20	U20
MAK24	U24



Collar Adapters

Collar Adapters are required when using flexible hose. Easily attached to inlet or discharge of Smoke Ejector with spring clips (included).

MODEL NO.	HOSE SIZE	FOR FAN SIZE
CA12-8	8"	U12
CA12-10	10"	U12
CA12-12	12"	U12
CA16	16"	U16
CA18	18"	U18
CA20	20"	U20
CA24	24"	U24



Flexible Hose

Our **Flexible Hose** is constructed from a PVC fabric sewn around a spring wire helix.

- Temperature range: -20°F to 200°F
- Flame resistant
- Compressible to $\frac{1}{5}$ extended length
- c/w soft cuff and fastening strap.

MODEL NO.	DIAMETER	LENGTH	FOR FAN SIZE
H8BC	8"	15'	U12
H10BC	10"	15'	U12
H12BC	12"	15'	U12
H16BC	16"	20'	U16
H18BC	18"	20'	U18
H20BC	20"	20'	U20
H24BC	24"	20'	U24



Hose Connectors

Hose Connectors are required when attaching 2 lengths of hose together. (2 gear clamps included).

MODEL NO.	FOR HOSE DIAMETER
HK8	8"
HK10	10"
HK12	12"
HK16	16"
HK18	18"
HK20	20"
HK24	24"



Hanger Bar / Hooks

MODEL NO.	DESCRIPTION
SEH-3	Door Hanger Bar
SEH-HB	Hanger Hooks (pair)



Smoke Ejector Accessories

Leader's new line-up consists of 2 ventilators and heaters and a variety of hose and storage case choice.

U70-AC Ventilator

- Develops 400 cfm at end of an 8" ID x 15' long hose with two 90° bends.
- 1/4 HP ball bearing motor with built-in overload protector.
- Rugged and compact - 15 lbs. (9¹/₄" W x 12¹/₂" H x 12¹/₂" L).
- 115 V-AC
- CSA certified, UL listed.
- Also available in 12 V-DC
- Cat. No. U70-DC.

U140-AC Ventilator

- Develops 400 cfm at end of an 8" ID x 15' long hose with two 90° bends.
- 1/4 HP ball bearing motor with built-in overload protector.
- Rugged and compact - 17 lbs. (11¹/₄" W x 15¹/₄" H x 14¹/₂" L).
- 115 V-AC
- CSA certified, UL listed.
- Also available in 12 V-DC
- Cat. No. U140-DC.



PH40-AC Propane Fired Heater

(For use with U70-AC)

- 45,000 BTU for a temperature rise of 115°F.
- Durable and safe - 27¹/₂ lbs. (13³/₄" W x 12" H x 14" L).
- Safety features include - no airflow lockout switch, automatic purge of the combustion chamber, continuous flames sensor for automatic gas shutdown and a high temperature limit control.
- CGA approved, ETL listed.



PH60-AC Propane Fired Heater

(For use with U140-AC)

- 65,000 BTU for a temperature rise of 90°F.
- Durable and safe - 27¹/₂ lbs. (13³/₄" W x 12" H x 14" L).
- Safety features include - no airflow lockout switch, automatic purge of the combustion chamber, continuous flames sensor for automatic gas shutdown and a high temperature limit control.
- CGA approved, ETL listed.

HC408/HC608 - Storage Case, Hose and Adaptor

- Combines hose and case into one unit for quick set-up. Hose is well protected during transportation.
- HC408 for U70 & PH40
- HC608 for U140 & PH60
- Insulated hose is also available.



Smoke Ejector Accessories

Leader's original system consists of ventilator, heater and storage case complete with hose (15') and collar adaptor.



A Division of Leader Fan Industries Limited

U8C-AC Ventilator

- Develops 400 cfm end of an 8" ID x 15' long hose with two 90° bends.
- Can be used for intake or exhaust.
- 1/4 HP ball bearing motor with built-in overload protector.
- Rugged and compact - 22 lbs. (10" W x 12" H x 10" L).
- CSA certified, UL listed.
- Also available in 12 V-DC - Cat. No. U8C-DC.



PH870-AC Propane Fired Heater

- 45,000 BTU for a temperature rise of 115°F.
- Durable and safe - 27 1/2 lbs. (13 3/4" W x 12" H x 14" L).
- Safety features include - no airflow lockout switch, automatic purge of the combustion chamber, continous flame sensor for automatic gas shutdown and a high temperature limit control.
- CGA approved, ETL listed.



HCH8 Storage Case, Hose & Adaptor

- Combines hose and case into one unit for quick set-up.
- Hose is well protected during transportation.
- Insulated hose is also available.

