

Storz Adapters

STORZ 1" through 6"

All Storz adapters in 4", 5", and 6" sizes with stainless steel locks. Continuous swivel Storz connection available upon request.

SPECIAL THREADS AVAILABLE

STYLE S-36

Storz to rigid male adapter. 6061-T6 lightweight aluminum alloy, hardcoated for protection against corrosion and abrasion. Also available in chrome (KS-36).



STYLE S-37

Storz to rigid female adapter. 6061-T6 aluminum alloy, hardcoated to resist corrosion and abrasion. Also available in chrome (KS-37).



STYLE S-37MF

Metal Faced Storz to rigid female adapter. 6061-T6 aluminum, hardcoated to resist corrosion and abrasion. Available in sizes 1 1/2", 2 1/2", 4" and 5".

STYLE S-54

Storz to long handle swivel female adapter. Made of 6061-T6 aluminum alloy, then hardcoated to resist corrosion and abrasion. Also available in chrome (KS-54).



STYLE S-54RL

Storz to rocker lug swivel female adapter. 6061-T6 aluminum alloy, hardcoated for protection against corrosion and abrasion. Also available in chrome (KS-54RL).



STYLE SS

Storz to Storz adapter. Made of lightweight 6061-T6 aluminum alloy, hardcoated to resist abrasion and corrosion. Offers the advantage of short overall length.



Two to Four Way Siamese

These siamese is engineered to efficiently supply high volume hose from multiple small diameter supply lines.

2 Way Siamese

FSSV 425	4" Storz x 2 (2.5) Fem. Swivel
MSSV 425	4" Storz x 2 (2.5) Male
SSV 425	4" Storz x 2 (2.5) Storz
FSSV 525	5" Storz x 2 (2.5) Fem. Swivel
MSSV 525	5" Storz x 2 (2.5) Male
SSV 525	5" Storz x 2 (2.5) Storz



3 Way Siamese

FSSV (3) 425	4" Storz x 3 (2.5) Fem. Swivel
SSV (3) 425	4" Storz x 3 (2.5) Storz
FSSV (3) 525	5" Storz x 3 (2.5) Fem. Swivel
SSV (3) 525	5" Storz x 3 (2.5) Storz




4 Way Siamese

FSSV (4) 425	4" Storz x 4 (2.5) Fem. Swivel
SSV (4) 425	4" Storz x 4 (2.5) Storz
FSSV (4) 525	5" Storz x 4 (2.5) Fem. Swivel
SSV (4) 525	5" Storz x 4 (2.5) Storz



Storz Bracket

SMB-2515	2 1/2" x 1 1/2" Mounting Bracket
SMB-400	4" Storz
SMB-500	5" Storz



Three Way Distribution Valves

These distribution valves are designed and suited for the fire department that has recognised the efficiency of bringing the hydrant to the fire.

- | | |
|---------------------|---------------------------------|
| FSSV (3) 425 | 4" Storz a 3 x 2.5" Fem. Swivel |
| SSV (3) 425 | 4" Storz a 3 x 2.5" Storz |
| FSSV (3) 525 | 5" Storz a 3 x 2.5" Fem. Swivel |
| SSV (3) 525 | 5" Storz a 3 x 2.5" Storz |



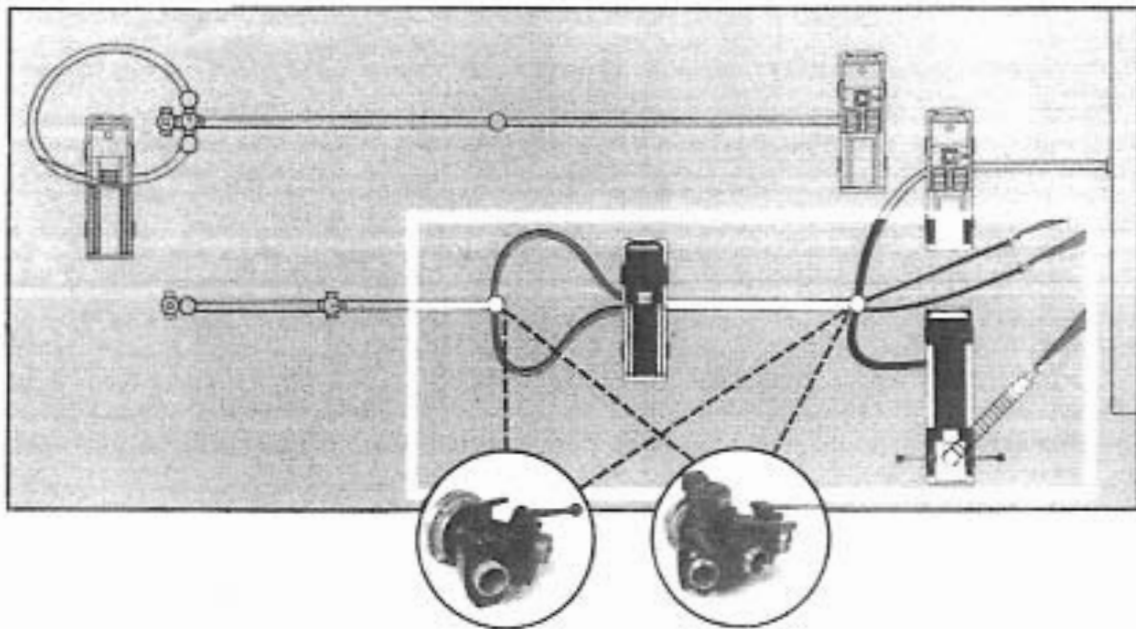
SAME AS ABOVE WITH RELIEF VALVE

- | | |
|------------------|-------------------------------|
| FSDRV 425 | 4" Storz x 2 1/2" Fem. Swivel |
| FSSRV 425 | 4" Storz x 2 1/2" Storz |
| MSDRV 425 | 4" Storz x 2 1/2" Male |
| FSDRV 525 | 5" Storz x 2 1/2" Fem. Swivel |
| FSSRV 525 | 5" Storz x 2 1/2" Storz |
| MSDRV 525 | 5" Storz x 2 1/2" Male |



SPECIAL THREADS AVAILABLE

INSTALLATION



Storz Elbows

These adapters transform traditional threaded inlets and outlets to rexless universal storz fittings.

30 DEGRÉ STORZ TO FEMALE SWIVEL

SFSA 30° 250	2.5" Storz a 2.5" Fem. Swivel
SFSA 30° 2530	2.5" Storz a 3" Fem. Swivel
SFSA 30° 300	3" Storz a 3" Fem. Swivel
SFSA 30° 3020	3" Storz a 2" Fem. Swivel
SFSA 30° 3025	3" Storz a 2.5" Fem. Swivel
SFSA 30° 425	4" Storz a 2.5" Fem. Swivel
SFSA 30° 430	4" Storz a 3" Fem. Swivel
SFSA 30° 435	4" Storz a 3.5" Fem. Swivel
SFSA 30° 440	4" Storz a 4" Fem. Swivel
SFSA 30° 445	4" Storz a 4.5" Fem. Swivel
SFSA 30° 450	4" Storz a 5" Fem. Swivel
SFSA 30° 460	4" Storz a 6" Fem. Swivel
SFSA 30° 525	5" Storz a 2.5" Fem. Swivel
SFSA 30° 530	5" Storz a 3" Fem. Swivel
SFSA 30° 535	5" Storz a 3.5" Fem. Swivel
SFSA 30° 540	5" Storz a 4" Fem. Swivel
SFSA 30° 545	5" Storz a 4.5" Fem. Swivel
SFSA 30° 550	5" Storz a 5" Fem. Swivel
SFSA 30° 560	5" Storz a 6" Fem. Swivel



These distribution valves are designed and suited for the fire department that has recognised the efficiency and bringing the hydrant to the fire.

THO WAY DISTRIBUTION VALVE

FSSV 425	4" Storz x 2 1/2 x 2 1/2 Fem. Swivel
MSSV 425	4" Storz x 2 1/2 x 2 1/2 Male
SSV 425	4" Storz x 2 1/2 x 2 1/2 Storz
FSSV 525	5" Storz x 2 1/2 x 2 1/2 Fem. Swivel
MSSV 525	5" Storz x 2 1/2 x 2 1/2 Male
SSV 525	5" Storz x 2 1/2 x 2 1/2 Storz



SPECIAL THREADS AVAILABLE

Piston Valves

Allows full control of water volume and pressure.

FSGR 440	4" Storz a 4"	Fem. Swivel
FSGR 445	4" Storz a 4.5"	Fem. Swivel
FSGR 450	4" Storz a 5"	Fem. Swivel
FSGR 460	4" Storz a 6"	Fem. Swivel
FSGR 540	5" Storz a 4"	Fem. Swivel
FSGR 545	5" Storz a 4.5"	Fem. Swivel
FSGR 550	5" Storz a 5"	Fem. Swivel
FSGR 560	5" Storz a 6"	Fem. Swivel

Available in Brass

SPECIAL THREADS AVAILABLE



Straight Gate Valve

FSGV 440	4" Storz a 4"	Fem. Swivel
FSGV 445	4" Storz a 4.5"	Fem. Swivel
FSGV 450	4" Storz a 5"	Fem. Swivel
FSGV 460	4" Storz a 6"	Fem. Swivel
FSGV 540	5" Storz a 4"	Fem. Swivel
FSGV 545	5" Storz a 4.5"	Fem. Swivel
FSGV 550	5" Storz a 5"	Fem. Swivel
FSGV 560	5" Storz a 6"	Fem. Swivel

30° STRAIGHT GATE VALVE

FSGV 30° 440	4" Storz a 4"	Fem. Swivel
FSGV 30° 445	4" Storz a 4.5"	Fem. Swivel
FSGV 30° 450	4" Storz a 5"	Fem. Swivel
FSGV 30° 460	4" Storz a 6"	Fem. Swivel

SPECIAL THREADS AVAILABLE



Storz Wrench

SWH	For Hydrant and Hoses 4" / 5"=
------------	--------------------------------



Storz Accessories

Wrench and Bracket

SW400	Alum. Wrench 4" to 6"
SW-S-400	Steel Wrench 4" to 6"
SW2515	Steel Wrench 1 1/2" and 2 1/2"
SWB-4 4	Alum. Wrench (4) and Bracket
SWB	Bracket only



Hose drainer

FHR	Remove air and water before reloading.
------------	----------------------------------------



Gaskets

PRESSURE

SGP-200	2"
SGP-250	2 1/2"
SGP-300	3"
SGP-400	4"

SUCTION

SGS-150	1 1/2"
SGS-200	2"
SGS-250	2 1/2"
SGS-300	3"
SGS-400	4"
SGS-500	5"
SGS-600	6"



Caps and Chain

SC150	1 1/2"	SC400	4"
SC200	2"	SC500	5"
SC250	2 1/2"	SC600	6"
SC300	3"		



Relief Valve

50 to 200 PSI, adjustable relief valve fits on major gate or piston valve.



Special Adapters


British Instantaneous

BIT couplings are available in internal expansion ring (light alloy only). BIT couplings with internal expansion rings are made from 6061-T6 light alloy. Working pressure of 15 BAR or 218 PSI.



Style BIT-MF Male Instantaneous X Female Thread

Adapters are made in 1 1/2" and 2 1/2" instantaneous sizes. The 1 1/2" sizes are available in 1", 1 1/2", and 2" female threads. The 2 1/2" sizes are available in 1 1/2", 2", 2 1/2" and 3" female threads. Also available in Brass (BIT-MF-BR) and in chrome (K-BIT-MF).



Style BIT-MM Male Instantaneous X Male Thread

Adapters are made in 1 1/2" and 2 1/2" instantaneous sizes. The 1 1/2" sizes are available in 3/4", 1", 1 1/2", and 2" male threads. The 2 1/2" sizes are available in 1 1/2", 2", 2 1/2" and 3" male threads. Also available in Brass (BIT-MM-BR) and in chrome (K-BIT-MM).



Caps and Plugs

British instantaneous alum. or brass.
Sizes 1 1/2" to 2 1/2"





SPECIAL COMBINATIONS AVAILABLE

Special Adapters


French Guillemín

Adapters available in 1.5" to 4" diam.
Hardcoated Finish.
Suction or Pressure use.




Female BSP or NST

Adapters female BSP or NST to Guillemín.
Available in 1.5" to 4" diam.
Hardcoated Finish.



Male BSP or NST

Male Adaptors BSP or NST to Guillemín.
Available in 1.5" to 4" diam.
Hardcoated Finish.



Caps and Plugs Guillemín

Available in 1.5" to 4" diam.
Hardcoated Finish.



SPECIAL COMBINATIONS AVAILABLE

Special Adapters

Norway

Adapters LAS available in 1 1/2" and 2 1/2" diam.
Brass construction.



Norway

Adapters LAS Male or Female BSP to NORWAY LAS available in 1 1/2" and 2 1/2" diam.
Brass construction.



Norway CAP

Cap LAS available in 1 1/2" and 2 1/2" diam.
Brass construction.



Russian

Adapters Rotta and Gost for Hoses available in 1 1/2" and 2 1/2" diam.
Brass construction.



Russian

Adapters Rotta and Gost Female BST to Rotta.
Brass construction.



Caps and Plugs

Russian, Rotta and Gost available in 1 1/2" and 2 1/2" diam.
Brass construction.



SPECIAL COMBINATIONS AVAILABLE