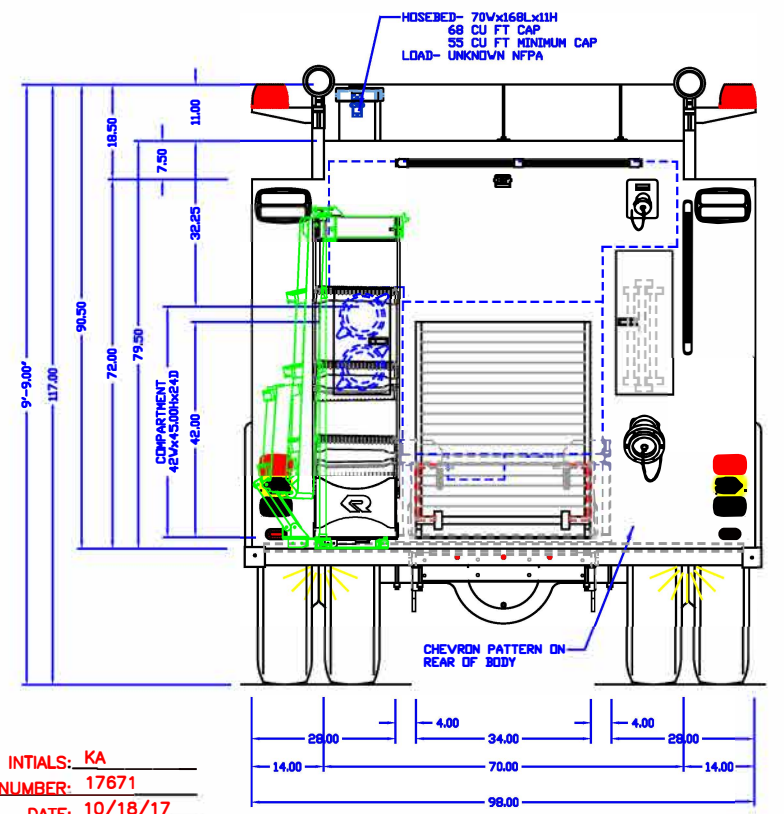
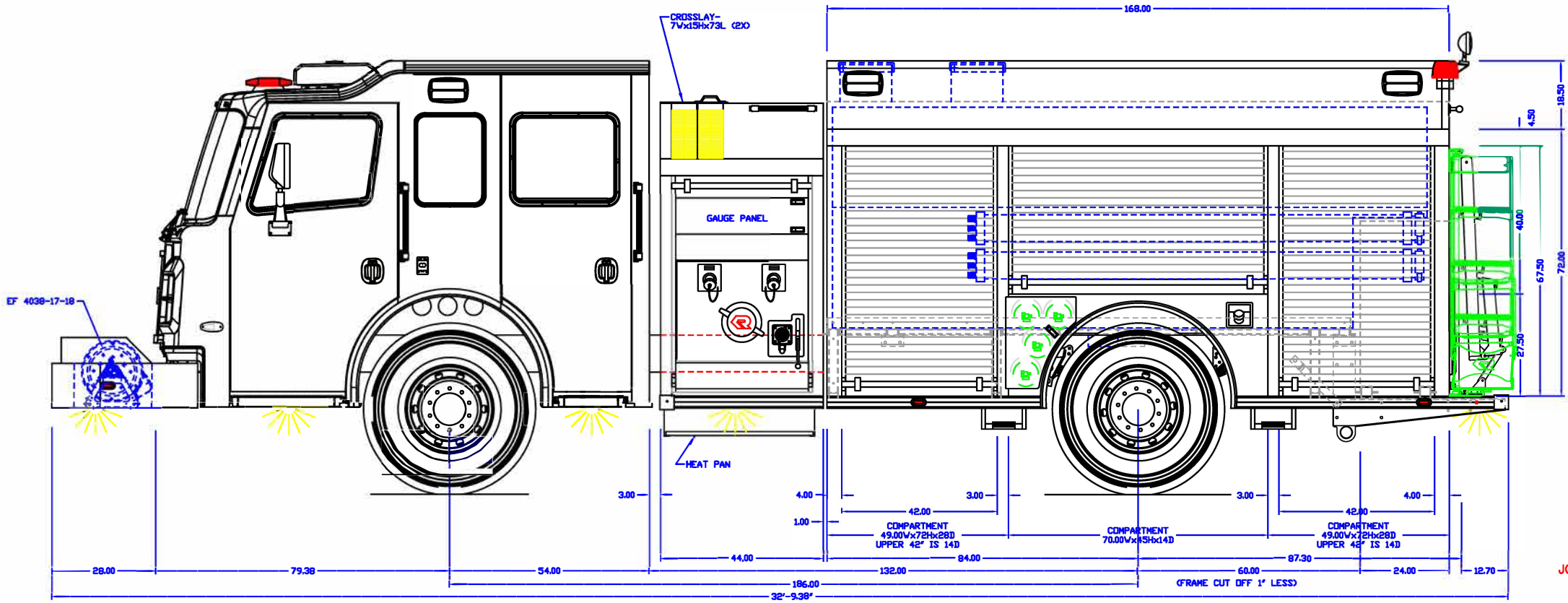


- NOTES:
1. OVERALL HEIGHT IS IN LOADED CONDITION. UNLOADED HEIGHTS MAY BE 4" ABOVE HEIGHTS SHOWN.
 2. DO NOT SCALE DRAWING.
 3. ALL DIMENSIONS ARE APPROXIMATE AND SUBJECT TO ENGINEERING CHANGES.
 4. DRAWING MAY OR MAY NOT SHOW ALL ITEMS AS DESCRIBED IN THE WRITTEN DETAIL SPECIFICATIONS.
 5. INCLUSION OF AN ITEM ON THE DRAWING DOES NOT CONSTITUTE INCLUSION OF THAT ITEM WITH THE FINAL DELIVERED UNIT.
 6. THE EFFECTIVE DOOR OPENINGS WILL BE APPROX. 2" LESS THAN THE NOTED COMPARTMENT OPENING FOR ROLL UP DOORS AND UP TO APPROX. 4" LESS FOR HINGED DOORS



INITIALS: KA
 JOB NUMBER: 17671
 DATE: 10/18/17

MAIN FILE: -
 DEPT: -
 DEALER: -

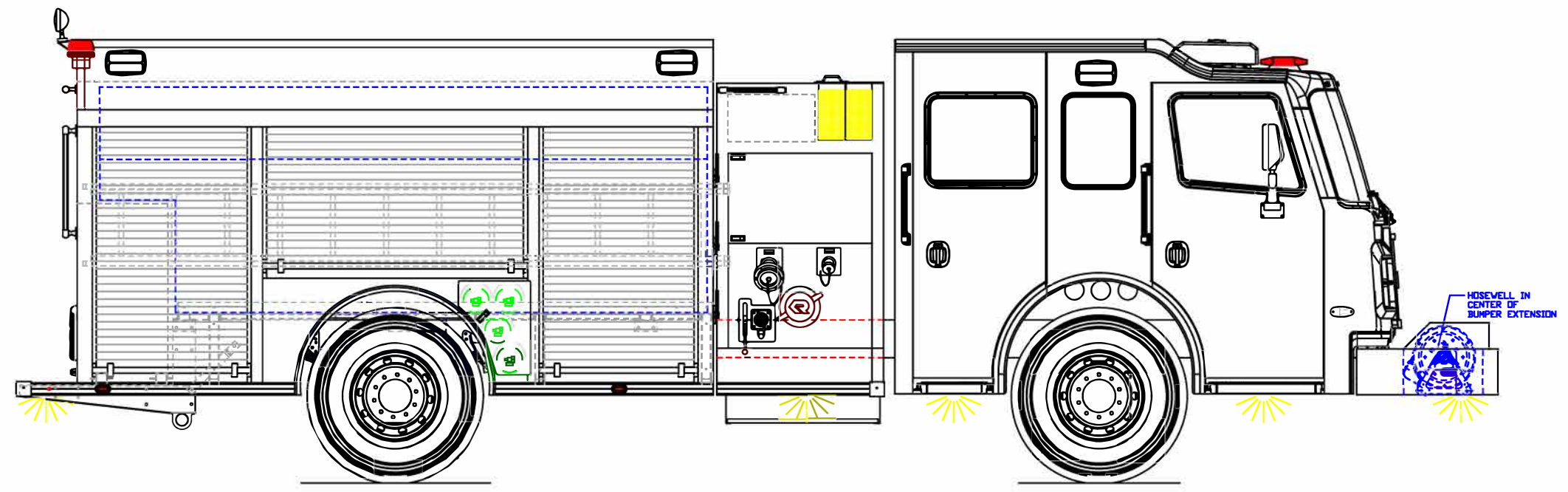
APPROVED BY:

CHASSIS: WARRIOR 5408
 PUMP: ROSENBAUER 1250 IGPM
 TANK: POLY/1500 IG/20(FOAM)

REVISED: TEK	DATE: 10-24-17
REVISED: TEK	DATE: 10-10-17
REVISED: WLM	DATE: 07-13-17
DRAWN: WLM	DATE: 02-27-17

PROPRIETARY AND CONFIDENTIAL
 THE INFORMATION CONTAINED IN THIS DRAWING IS THE SOLE PROPERTY OF ROSENBAUER. ANY REPRODUCTION IN PART OR AS A WHOLE WITHOUT THE WRITTEN PERMISSION OF ROSENBAUER IS PROHIBITED.

PANEL MATL:	LINE X
COMP INTERIOR:	SPATTER FINISH
MAXIMUM HEIGHT	NONE
MAXIMUM LENGTH	NONE
BODY WIDTH	98"



ROSENBAUER CT 1/8"