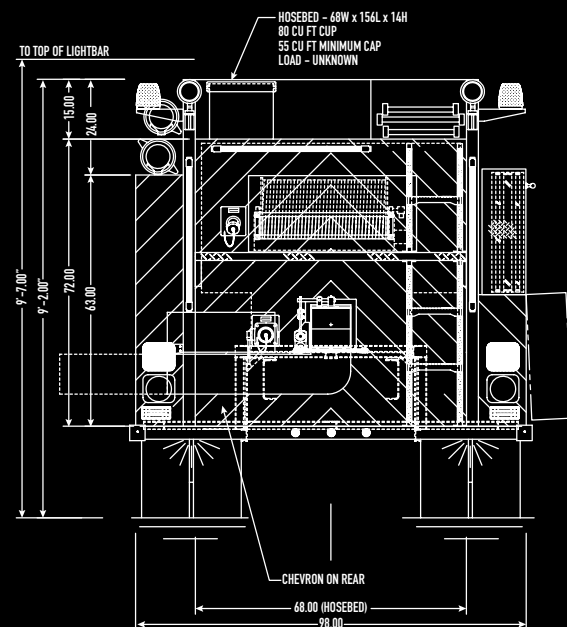
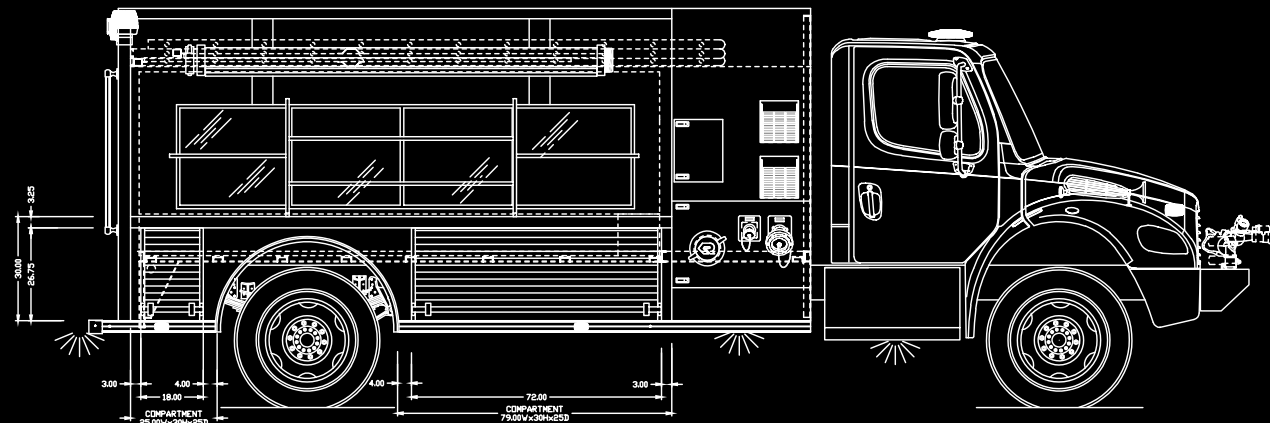
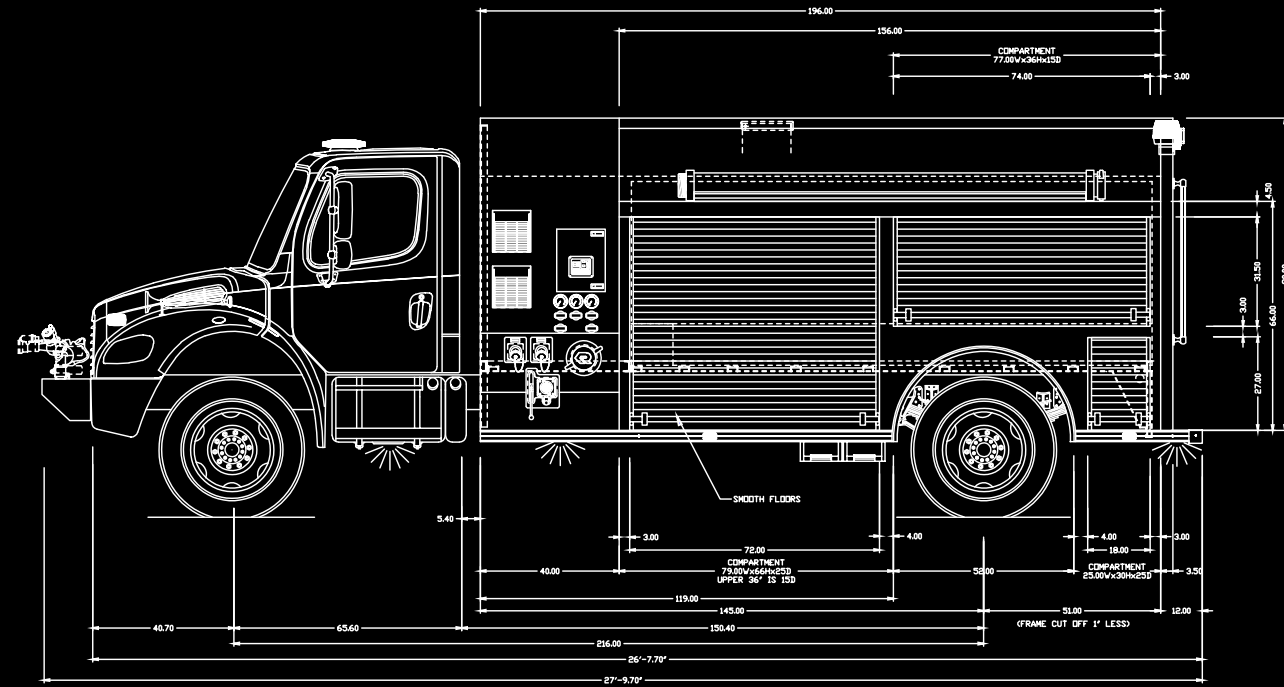


# MAVERICK SPECS



## BEST-IN-CLASS PERFORMANCE

- Great for Areas without Hydrants
- Pump-and-Roll Capabilities
- Short Wheelbase for Easy Maneuverability
- Abundant Storage Space
- Excellent Automatic Priming

FOUR WHEEL DRIVE CHASSIS AVAILABLE

ROSENBAUER GROUP @ROSYFIRE ROSENBAUERFIRE ROSENBAUERUS

**Rosenbauer South Dakota, LLC**  
100 Third Street  
Lyons, SD 57041  
605.543.5591

**Rosenbauer Motors, LLC**  
5190 260th Street  
Wyoming, MN 55092  
651.462.1000

**Rosenbauer Minnesota, LLC**  
5181 260th Street  
Wyoming, MN 55092  
651.462.1000

**Rosenbauer Aerials, LLC**  
870 S Broad Street  
Fremont, NE 68025  
402.721.7622

ROSENBAUERAMERICA.COM | INFO@ROSENBAUERAMERICA.COM



CONTRACT #022818 | ROSENBAUER AMERICA, LLC  
DBA ROSENBAUER SOUTH DAKOTA, LLC & ROSENBAUER MINNESOTA, LLC



**MAVERICK**

RURAL/URBAN PUMPER TANKER

WWW.ROSENBAUERAMERICA.COM





### SWIVEL-STYLE DUMP VALVE EXTENSION

With a 180-degree swivel off the rear, it provides flexibility when off-loading water. The extension meets NFPA requirements.



### HOT DIP GALVANIZED SUBFRAME

The Maverick's hot dip galvanized subframe resists corrosion, off-road durable enough for off-road use and has a lifetime warranty.



### HIGH GROUND CLEARANCE (PUMP DOES NOT HANG BELOW FRAME)

The pump's high ground clearance prevents damage from road conditions and keeps it from getting hung up in uneven terrain.



### ENGAGE/DISENGAGE PUMP-ON-THE-GO WITH SAFETY CUT-OUT

The cut-out provision prevents pump damage. It's great for Pump-and-Roll operations on large grass fires.



### LOW SPEEDLAYS WITH REMOVABLE TRAYS

The speedlays are easy to deploy, and the trays are easy to remove for ground level reloading. Personnel do not need to climb on top of the truck, which reduces injuries.



### 2000 GAL TANK LARGE TANK SIZES - UP TO 2000 GALLONS AVAILABLE

The Maverick's tank is large enough for initial attack until other supply units arrive. Made of corrosion-free polypropylene, the tank can also support other apparatus with water.



# MAVERICK

## RURAL/URBAN PUMPER TANKER

- Rosenbauer NH Pump with Pump-and-Roll
- Aluminum Body with Galvanized Subframe
- Swivel-Style Dump Valve Extension
- Large Tank Sizes - Up to 2000 Gallons Available
- Rosenbauer High Pressure Foam System
- Other Pumps Available
- 4x4 Axles Available



### SHORT WHEEL BASE CHASSIS

The Maverick chassis is 186" axle-to-axle with excellent maneuverability.

### PUMP-AND-ROLL/NH SERIES PUMP

The Pump-and-Roll is perfect for grass and brush fires and expands the use of the truck. With up to 100 GPM at 100 PSI at 0-10 mph in forward or reverse, the NH series is the best pump-and-roll pump in its class.



### AUTOMATIC PRIMER

The hands-free, air-actuated primer allows the operator to assist with other tasks, and it can run for extended periods without causing damage or draining the battery. This unit automatically re-primers if the prime is lost.



### 1500 GPM UP TO 1500 GPM

The Maverick has good ISO points and enough capacity for many structure fires.

Pump Options:

- Rosenbauer: N, NH
- Waterous: CPK, CLVK, CGVK, CXVK
- Darley: HM, JMP, LSP, PSP
- Hale: AP, RSD

### PTO DRIVEN PUMP

This lightweight, easy-to-engage pump has no gear clashing and is compact and easy to service. The maintenance-free mechanical seal also reduces service cost. In less than one hour, the pump can be completely removed from the truck.



### LARGE COMPARTMENTATION - 1/8" ALUMINUM BODY

With 104-cubic-feet of storage space, the Maverick can carry all required equipment with none of the space used by pump controls. The long-life, lightweight, aluminum body is resistant to corrosion.

